

Special Circular 1 Move in/out Arrangement & Use of Vehicle Permit

Dear Exhibitors,

Thank you for your participation at the coming HKTDC Hong Kong International Jewellery Show 2025. Same as previous year, in order to alleviate the traffic congestion and ensure smooth traffic in Wan Chai, there will be special traffic arrangements to minimize the traffic pressure on the **move-in day (3 March 2025)** and **move-out day (8 March 2025)**. These measures would be beneficial to both our valued exhibitors as well as the general public.

Please be advised that there will be special traffic arrangements applied at the roads of the Hong Kong Convention and Exhibition Centre (HKCEC) on the move-in day (3 March) and move-out day (8 March). All Lorries/ Light Goods Vehicles must first report to the **vehicle marshalling area at Kwai Chung**. Please kindly pay attention to the details of the arrangement as below:-

All roads of the Hong Kong Convention and Exhibition Centre (HKCEC) will be blocked off for lorries / light goods vehicles for move-in from **8:00 a.m.** on 3 March 2025. Control point will be set-up at the entrance and only the following vehicles will be allowed to enter HKCEC:

(A) Vehicle Permit for Lorries / Light Goods Vehicles

e-Vehicle permits will be issued by separate email to each exhibitor for entering the loading /unloading area of the Hong Kong Convention and Exhibition Centre on the move-in day (3 March) and throughout the exhibition period including the move-out day (4 – 8 March). The permit is **only valid for use at the specified dates and times** indicated on the permit.

According to HKCEC's latest requirement, due to space constraints inside the loading area, and in a bid to facilitate efficiency of the loading area, starting from 1 January 2015, long vehicles including 45 foot container would **NOT** be accommodated.

Under the new arrangement of Hong Kong Convention and Exhibitions Centre (HKCEC), drivers will need to **REGISTER their e-Vehicle permit via the newly launched HKCEC Marshaling App named "Go HKCEC" before entering HKCEC loading area**. Drivers have to download the newly launched "Go HKCEC" App to their mobile phones before accessing the loading area of HKCEC. After completion of the registration, drivers can scan QR code on the e-vehicle permits issued by the organiser via the App and obtain a 'ticket' and Entry QR code to enter loading area of HKCEC.

Each e-Vehicle permit is for one-time access on the designated date only (i.e., one QR Code for one entry only) and will be invalid after the exact date of entry. Only by showing the QR code on the e-vehicle permit by phone/tablet or in printed version will NOT be allowed for entry, the **e-Vehicle permit is ONLY FOR REGISTRATION PURPOSE VIA THE APP**. Once the driver has successfully registered on the app, an in-App Notification will be sent to driver when his loading is ready for the truck with an Entry QR Code.

- **HKCEC Marshalling App "Go HKCEC" <NEW>**

To safeguard smooth traffic around HKCEC and to minimize the waiting time of truck, HKCEC has launched a new App called "Go HKCEC". Through this App, lorries / light goods vehicles can obtain queuing ticket, check-in at designated locations and obtain QR code for accessing the HKCEC loading area.

ALL lorries / light goods vehicles that needs to access the HKCEC loading area MUST obtain a ticket via this App before entering HKCEC.

- Download "Go HKCEC" App from the [App Store](#), [Google Play](#), or via [APK file](#)



Apple Store	Google Play	APK File (Huawei / Xiaomi / VIVO)

Move-in /out Arrangement <IMPORTANT>

1. Move-in Day 3-March: Offsite Mode : TY
2. Move-Out Day 8-March: Offsite Mode : TY

*Vehicles are **REQUIRED** to reach Offsite Marshalling in Kwai Chung before driving to HKCEC..

Types of Entry Mode

Please look for remarks under “Time of Entry” on vehicle pass

Offsite Mode (TY)


- Vehicles are required to get queue ticket from the App by scanning the e-Vehicle permit
- When the Queue Ticket is called, the vehicle status will be changed to “Go to Kwai Chung”. Driver will be required to click on the tab.
- Driver should follow instruction and check in at Kwai Chung Offsite Checkpoint in order to validate Entry QR Code.
- Proceed to HKCEC with the Entry QR Code shown on the App.



e-Vehicle Permit Sample (For Ref only)

• “Go HKCEC” User Guide Video

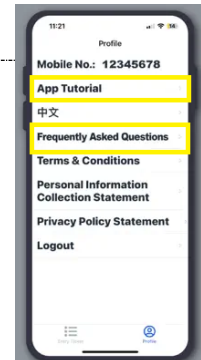
- <https://www.youtube.com/watch?v=brVUg74pakI>



“Go HKCEC” Hotline: 2582 7130

• Browse App tutorial and other useful information on the App

- Click “Profile”
- Click “App Tutorial” and “Frequently Asked Questions”



The e-Vehicle permit is for loading and unloading only. NO parking is allowed. Private vehicles are NOT permitted to enter the loading area. Drivers are required to use either Octopus Card / Visa Card or Mastercard to clock-in time at the automated entry machine when entering the HKCEC loading/unloading area. With an aim of alleviating the traffic congestion due to a high usage of loading/unloading facilities, the free-of-charge loading/unloading time during the fair period is limited to 1st 45-minutes. Payment (if any) will be debited directly from the same Octopus Card / Visa Card / Mastercard. Official receipt can be printed from the automated exit machine.

The HKCEC will impose charges on vehicles with extended stay on 3 March and 8 March 2025.

The charges are as follows:

	Every 30 mins (or part thereof)
First 45-mins (after clock in)	Free
First 2 hours after 60 mins	HK\$100
After 3 hours	HK\$150

Payment (if any) will be collected at the exit gate by Octopus Card / Visa / Master Card. Please note that vehicle permits are not intended for parking purpose, and is not valid for private cars. The Expo Drive Hall loading area admits vehicles of 2.2m or below only.

(B) Private Car / Taxi

Private cars and taxis will be allowed to enter into the HKCEC at the discretion of the traffic control attendants during the move-in and move-out periods. No waiting or parking at the HKCEC is allowed. Private cars and taxis entering HKCEC will NOT be required to present any Vehicle Permit nor report to the vehicle marshalling area. However, drivers can only unload their goods at the Expo Drive / Harbour Road Entrance of the HKCEC.

The above measure has been implemented in a number of exhibitions and was proven to be effective in alleviating the traffic congestion. Please contact the Organiser for any further enquiries. Thank you for your understanding and cooperation.

Hong Kong Trade Development Council

Remarks: According to the traffic conditions, we may implement traffic diversions at the vicinity of HKCEC or other traffic arrangement on the move-in and move-out day.

特別通告 1 進館、撤館之交通安排及車輛許可證之使用須知

致各參展商：

多謝參加香港貿發局香港國際珠寶展2025，本局將於上述展覽會之進館日（即2025年3月3日）及撤館日（即2025年3月8日）實行特別交通安排，以舒緩其引起之交通擠塞及為各參展商及公眾人士帶來更大的方便。敬請留意以下詳情。

香港會議展覽中心的所有道路將於進館日（即2025年3月3日）及撤館日（即2025年3月8日）起實施車輛進入管制。所有進場之貨車/輕型客貨車司機必須先前往葵涌之車輛等候處排隊，方可前往灣仔會議展覽中心之裝卸區。請各參展商注意以下之特別安排。

進館日由上午8時起實施車輛進入管制。相同安排將於撤館日視乎交通情況實施。以下車輛則可安排進入會展範圍：

(一) 貨車 / 輕型客貨車 車輛許可證

每家參展商均會獲發進館及撤館之電子車證，方便於展品進場日(即3月3日)及展覽期間(3月4日至8日)進入香港會議展覽中心之裝卸區。此證只適用於許可證上指定之日期及時間。

根據香港會議展覽中心最新規定，由於裝卸區內的空間有限，為提升裝卸區的效率，由2015年1月1日開始，大會將禁止45英尺長的貨車進入裝卸區，請各參展商注意。

根據香港會議展覽中心的最新安排，所有貨車/輕型貨車進入卸貨區前，司機須先下載「會展快運易」手機應用程式並完成簡單登記，司機透過此手機應用程式掃描由主辦單位發出電子版車輛通行證上的二維碼，取得籌號及進場二維碼後，方可進入香港會議展覽中心之裝卸區。

參展商獲發的車輛許可證只適用於手機應用程式「會展快運易」上之登記用途，單憑出示電子車證上的二維碼 (QR Code) 並不能直接入場。各張電子版車輛通行證只限於指定日期使用一次*，逾期無效。（*如該張電子車輛通行證已於指定日子使用一次進入卸貨區，即二維碼已被掃描一次，承建商或貨運代理將不能於當天再次使用同一張電子版車輛通行證進入卸貨區。）登記成功後，即可根據手機應用程式上的提示及入場二維碼前往香港會議展覽中心。







- 「會展快運易」手機應用程式 <新>

展覽期間為了保持香港會議展覽中心週邊交通暢通，香港會議展覽中心推出全新手機應用程式「會展快運易」(Go HKCEC) 以節省貨車/輕型客貨車的等候時間。透過此應用程式，活動相關車輛可領取排隊籌號、按指示到指定地點打卡及獲取入場二維碼，再前往香港會議展覽中心。



所有需要進入會展中心一期或二期裝卸區的活動相關車輛，於進入香港會議展覽中心裝卸區前，必須透過「會展快運易」手機應用程式領取排隊籌號。

- 請於 [App Store](#)、[Google Play 商店](#) 或 [APK 檔案](#) 下載「會展快運易」手機應用程式。

<p>Apple Store</p> 	<p>Google Play</p> 	<p>APK 檔案 (Huawei / Xiaomi / VIVO)</p> 
		

進場/撤館程序 <重要>

1. 進館日 3月3日: 葵涌模式 (TY Mode)
2. 撤館日 3月8日: 葵涌模式 (TY Mode)

*貨車/輕型客貨車必須先到葵涌車輛報到處。

入場模式

請留意許可證上「進場時段」的標示

葵涌模式 (TY Mode)

- 需要在手機應用程式上掃描電子版車輛通行證並取籌
- 當籌號已到，在「我的入場證」頁面中，被叫許可證上會出現「請往葵涌」的狀態更新，此時請按「請往葵涌」
- 司機須根據提示於葵涌報到處認證入場二維碼
- 憑已確認的入場二維碼前往灣仔會展中心



電子車證樣本(僅供參考)

• 「會展快運易」教學影片

- <https://www.youtube.com/watch?v=zkuU3qEP7isA>



「會展快運易」熱線: 2582 7130

• ~於「會展快運易」手機應用程式上瀏覽使用教學及其他詳細資訊

- 點擊「帳戶」
- 選擇「使用教學」及「常見問題」



電子車證僅用於裝卸貨物。謝絕泊車。私家車不得進入卸貨區。進入會展中心上卸貨區時，須使用八達通卡/Visa 卡或萬事達卡在自動閘口進入。為紓緩因上落貨設施使用率較高而造成的交通擠塞，展會期間的免費上落貨時間僅限首個 45 分鐘。如需繳交費用，將直接從同一張八達通卡/Visa 卡/萬事達卡扣除。正式收據可以從自動出閘機列印。

有關收費如下：

	每半小時收費(或不足半小時)
車輛進場後首 45 分鐘	免費
其後兩小時內	港幣 100 元
超過三小時	港幣 150 元

繳交費用(如適用)將於出口管制處辦理。許可證並非泊車證，亦不適用於私家車。博覽道展館之裝卸區只適用於 2.2 米或以下車輛進入。

(二) 私家車 / 的士進場程序

於進館及撤館其間將酌情准許的士及私家車駛入會展中心範圍，但不得停留或候客。進入會展中心之私家車及的士不需要持有車輛許可證或到車輛等候處報到，唯所有私家車及的士只能於會展中心博覽道 / 港灣道正門進行落貨。司機於落貨後必須盡快離開會展中心，不得停留或候客。

以上的安排已在早前的數個展覽會實施，並能有效地紓緩當日的交通情況。如有查詢，請與主辦機構聯絡。多謝各參展商之諒解及合作。

註： 於進場及撤場當日，大會將視乎灣仔北及周邊一帶之交通情況，酌情採取改道措施或其他交通管制安排。

香港貿易發展局

HKTDC Hong Kong International Jewellery Show 2025

香港貿發局香港國際珠寶展2025

(4 – 8 / 3 / 2025)

Kwai Chung - Offsite Marshalling Area 葵涌車輛報到處

Checkpoint Location: Container Port Road South Driving Test Centre

葵涌模式報到地點: 貨櫃碼頭南路駕駛考試中心

