


Special Circular 2 – e-Badge for Exhibitors and Buyers

HKTDC Marketplace App

Your Smart Sourcing Companion

HOW TO GET YOUR EXHIBITOR E-BADGE

Download HKTDC Marketplace App



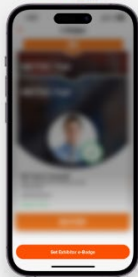
Login with your Exhibitor Account



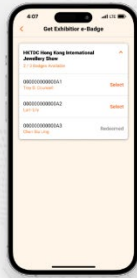
Click the e-Badge button




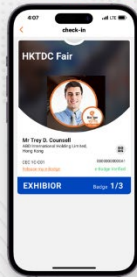
Click "Get Exhibitor e-Badge"



Select your e-Badge



You can access the fairs by the verified e-Badge



Download on the App Store

GET IT ON Google Play

For Android devices purchased in Mainland China without Google Play, please download via [APK File](#)

With rapid development of mobile technology and to provide the essential tools for SMEs to maximise business opportunities in the digital era, the [HKTDC Marketplace App](#) has been enhanced to upgrade buyer and exhibitor experience..

As part of this enhancement, we have launched the exhibitor e-Badge function within the App for a seamless fairground experience while being environmental friendly. You are highly recommended to make use of this new feature. You and your colleagues are required to **use your own personal device to redeem your own badge through logging in the App with your company Exhibitor Account.**

Please redeem your own Exhibitor e-Badge and assist your colleagues on the arrangements before the move-in date (26 February 2024).

Exhibitors are reminded that the Check-in counters are expected to be very busy on the move-in date, so you and your colleagues are **STRONGLY** recommended to redeem your Exhibitor e-Badge in advance so that you can **DIRECTLY** enter the fairground by showing your e-Badge upon arrival.

For more information, please visit <https://eplussupport.hktdc.com/hc/en-us/sections/16520626832665-e-Badge>.



Feel free to contact us at +852-1830668, e-mail exhibitions@hktdc.org or contact the HK International Jewellery Show team for further assistance.


特別通告 2 – 參展商及買家電子入場證

香港貿發局商貿平台

您的智能流動應用程式



如何取得 參展商電子入場證



隨著流動技術的快速發展，同時為了提供中小企必要的工具以增加商貿配對機會，[HKDTC Marketplace App](#)（貿發局商貿平台應用程式）已新增功能，提升買家及參展商的展會體驗。

為了令企業能夠在數碼時代把握商機，參展商現可在到達會場前透過使用 [HKDTC Marketplace App](#) 登入貴司的參展商帳號，預先換領參展商電子入場證（Exhibitor e-Badge）。各參展商需透過個人電子設備（手提電話、平板電腦等）以貴司的參展商帳號登入 [HKDTC Marketplace App](#) 以換領其參展商電子入場證。煩請於進館日前（2月26日）安排換領您及貴司同事的參展商電子入場證。

Download on the
App Store

GET IT ON
Google Play

中國內地安卓手機下載專
頁面: [按此下載及安裝](#)
[APK 檔案](#)

由於我們預計「參展商登記進場櫃位」於進館日將會非常繁忙，因此**強烈建議**您在進場前預先換領有關的參展商電子入場證，以便您可以在抵達時展示 e-Badge 直接進入展覽場地。


更多資訊，可瀏覽: <https://eplusupport.hktdc.com/hc/zh-hk/sections/16520626832665-%E9%9B%BB%E5%AD%90%E5%85%A5%E5%A0%B4%E8%AD%89-e-Badge->

如有任何查詢，可致電+852-1830668、電郵 exhibitions@hktdc.org 或與香港國際珠寶展目團隊聯絡。

How to Get Your Exhibitor E-Badge

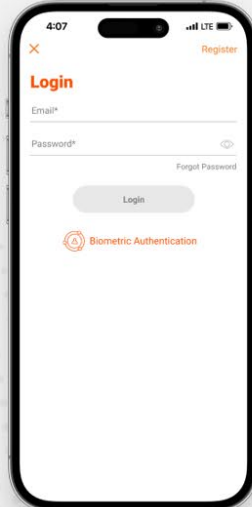
HOW TO GET YOUR EXHIBITOR E-BADGE

Download **HKTDC Marketplace App**




For Android devices purchased in Mainland China without Google Play, please download via [APK File](#)

Login with your Exhibitor Account

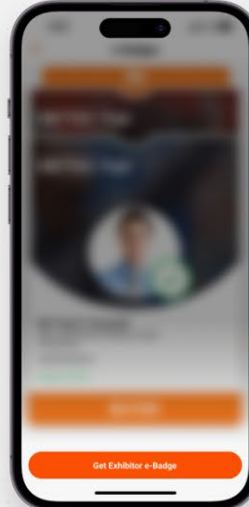


*Login your Exhibitor Account with your registered email. If you forgot your password, please use 'forgot password' button.

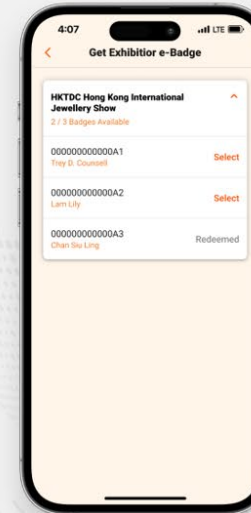
Click the **e-Badge** button



Click "Get Exhibitor e-Badge"

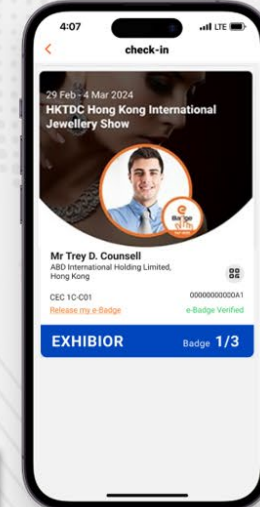


Select your e-Badge



* Please note that each device (e.g. mobile phone) can only redeem one badge.

You can access the fairs by the **verified e-Badge**



For more information, please visit <https://eplusupport.hktdc.com/hc/en-us/sections/16520626832665-e-Badge>

如何取得參展商電子入場證

如何取得 參展商電子入場證

下載 HKTDC
Marketplace 程式



中國內地安卓手機下載專
頁面: [按此下載及安裝](#)
[APK 檔案](#)

登入你的參展商帳號

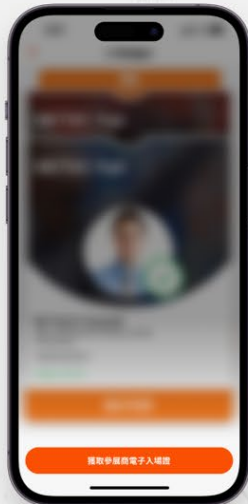


*使用您的註冊郵箱登錄
參展商帳號。
如果您忘記密碼，
請使用“忘記密碼”按鈕。

在主頁點擊電子入場證



然後點擊「獲取參展商電子入場證」



選取你的電子入場證



憑已驗證的
電子入場證入場



* 請注意，每台電子設備（如手機）只能兌換一個工作證。

更多資訊，可瀏覽：

<https://eplussupport.hktdc.com/hc/zh-hk/sections/16520626832665-%E9%9B%BB%E5%AD%90%E5%85%A5%E5%A0%B4%E8%AD%89-e-Badge->