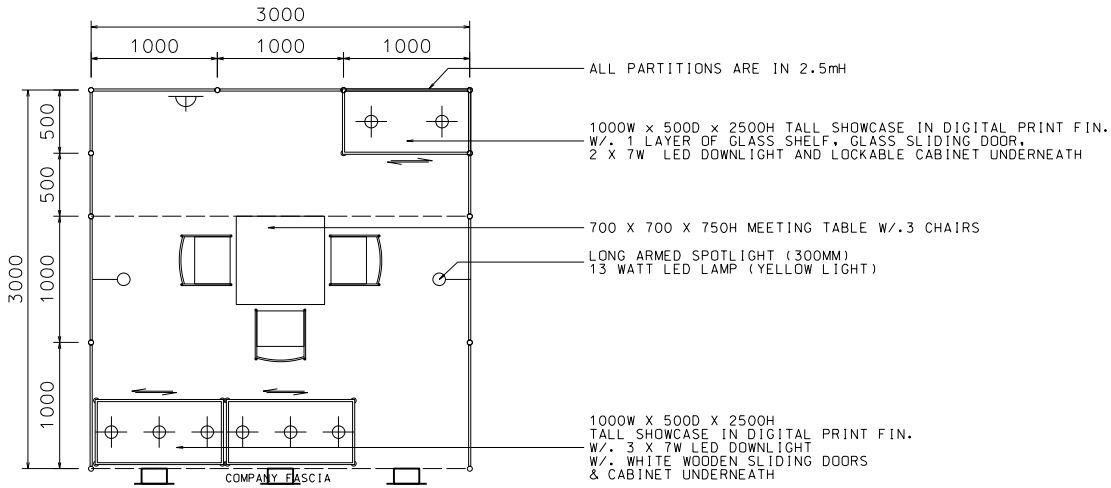


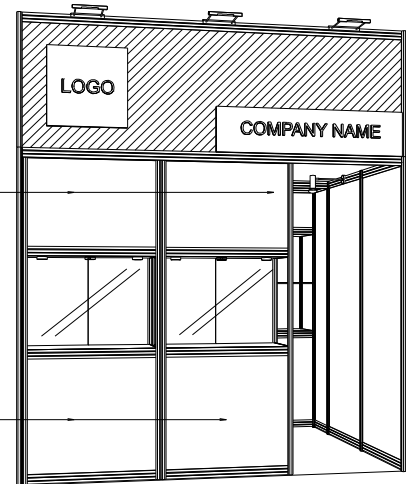
Hall of time (Package 1)

3M X 3M Non-Corner Booth

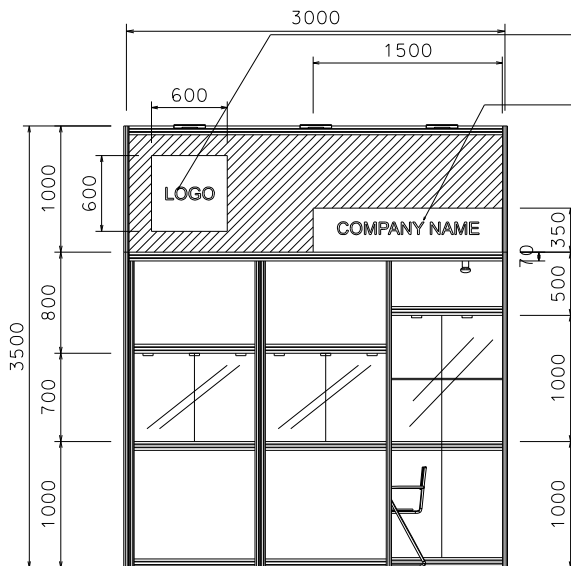
三米乘三米標準攤位



PLAN



PERSPECTIVE



ELEVATION

BOOTH SPECIFICATIONS		QTY.
	1000W x 500D x 2500H TALL SHOWCASE IN DIGITAL PRINT FIN. & WHITE SLIDING DOORS W/. 3 X 7W LED DOWNLIGHT, CABINET UNDERNEATH	2
	1000W x 500D x 2500H TALL SHOWCASE IN DIGITAL PRINT FIN. W/. 2 X 7W LED DOWNLIGHT, 1 LAYER OF GLASS SHELF & GLASS SLIDING DOOR	1
	LONG ARMED SPOTLIGHT (300MM) 13 WATT LED LAMP (YELLOW LIGHT)	2
	24W LED GILBERT LAMP	3
	500W SQUARE PIN POWER SOCKET	1
	700W x 700D x 750H MEETING TABLE	1
	BLACK LEATHER CHAIR	3
	CEILING BEAM	3M
	RUBBISH BIN & CARPET (9sqm.)	