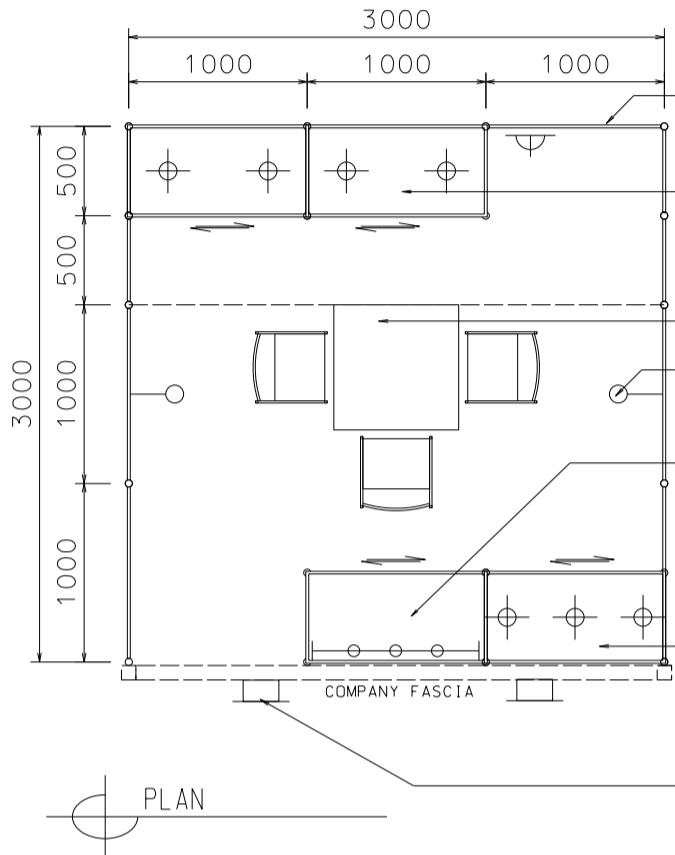


3M x 3M Deluxe Non-Corner Booth (Option B)

三米乘三米攤位



ALL PARTITIONS ARE IN 2.5mH

1000W x 500D x 2500H TALL SHOWCASE IN BLACK LAMINATION W/. 1 LAYER OF GLASS SHELF, GLASS SLIDING DOOR, 2 X 7W LED DOWNLIGHT AND LOCKABLE CABINET UNDERNEATH

700 x 700 x 750H MEETING TABLE W/. 3 CHAIRS


LONG ARMED SPOTLIGHT (300MM) 13 WATT LED LAMP (YELLOW LIGHT)

1000W x 500D x 1000H TABLE SHOWCASE COUNTER IN BLACK LAMINATION W/. 7W X 3 LED TRACK LIGHT ON 2.5mH

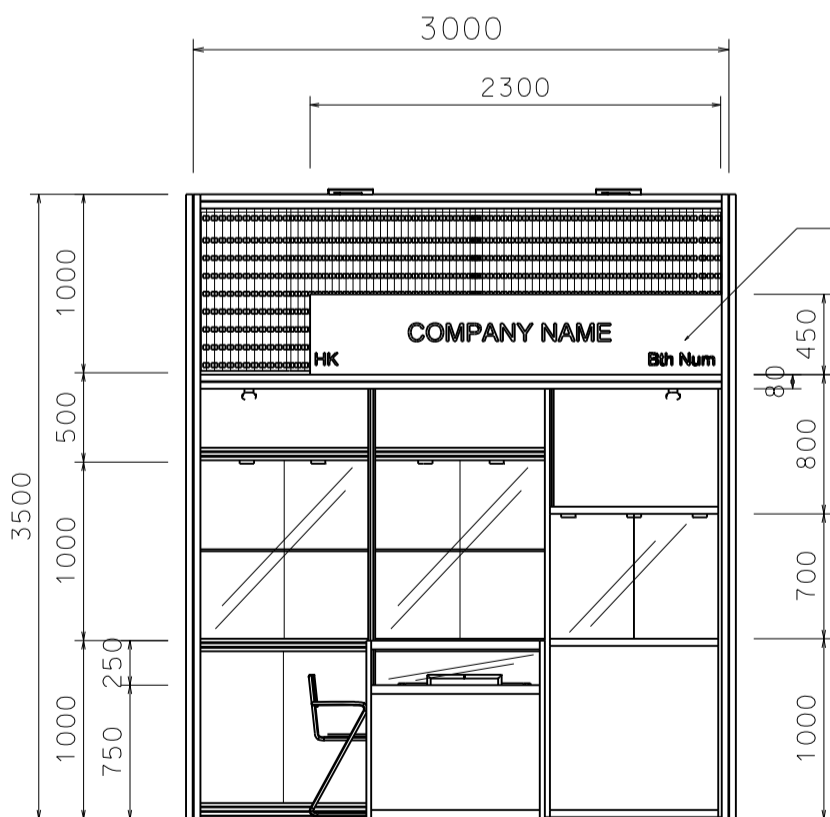
1000W x 500D x 2500H TALL SHOWCASE IN BLACK LAMINATION W/. 3 X 7W LED DOWNLIGHT W/. WHITE WOODEN SLIDING DOORS & CABINET UNDERNEATH

LED GILBERT LAMP

PLAN



PERSPECTIVE



WOODEN FASCIA W/. GREY STICKER FIN. & COMPANY NAME IN WHITE STICKER

ELEVATION

BOOTH SPECIFICATIONS		QTY.
	1000W x 500D x 1000H TABLE SHOWCASE COUNTER IN BLACK LAMINATION, W/. 7W X 3 LED TRACK LIGHT ON 2.5mH	1
	1000W x 500D x 2500H TALL SHOWCASE IN BLACK LAMINATION & WHITE SLIDING DOORS W/. 3 X 7W LED DOWNLIGHT, CABINET UNDERNEATH	1
	1000W x 500D x 2500H TALL SHOWCASE IN BLACK LAMINATION W/. 2 X 7W LED DOWNLIGHT, 1 LAYER OF GLASS SHELF & GLASS SLIDING DOOR	2
	LONG ARMED SPOTLIGHT (300MM) 13 WATT LED LAMP (YELLOW LIGHT)	2
	LED GILBERT LAMP (FOR FASCIA)	2
	500W SQUARE PIN POWER SOCKET	1
	700W x 700D x 750H MEETING TABLE	1
	BLACK LEATHER CHAIR	3
	CEILING BEAM	3M
	RUBBISH BIN & CARPET (9sqm.)	

*The Hong Kong Trade Development Council reserves the right to change the configuration if necessary.

*如有需要，香港貿易發展局有權更改攤位結構。