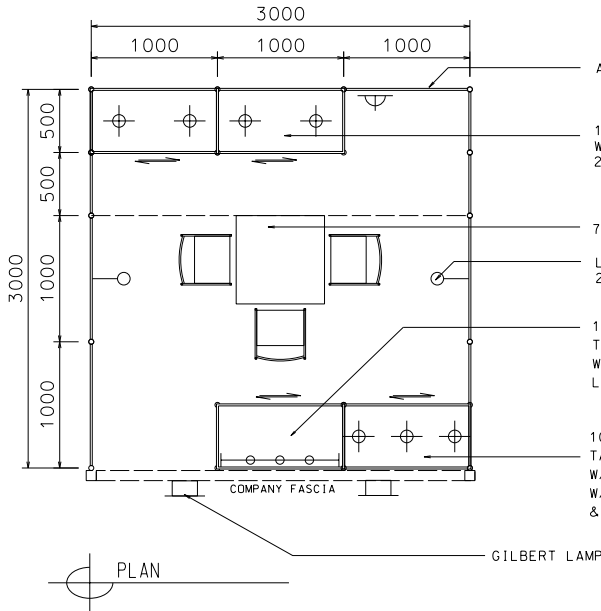


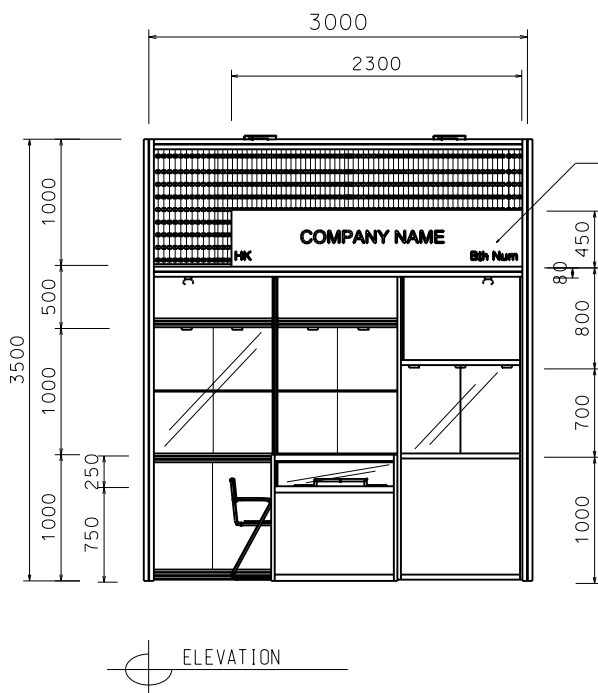

ALL LIGHTS SPECIFIED AS 23 WATT ENERGY SAVING LAMPS (BOTH SPOTLIGHT/LONGARMED) ON THIS DRAWING WILL BE CHANGED TO **13 WATT LED LAMPS**, WITH EFFECT ON THE 1<sup>ST</sup> OF JANUARY 2019.

### 3M x 3M Deluxe Non-Corner Booth (Option B)

三米乘三米攤位



- ALL PARTITIONS ARE IN 2.5mH
- 1000W x 500D x 2500H TALL SHOWCASE IN BLACK LAMINATION W/. 1 LAYER OF GLASS SHELF, GLASS SLIDING DOOR, 2 X 50W HALOGEN DOWNLIGHT AND LOCKABLE CABINET UNDERNEATH
- 700 X 700 X 750H MEETING TABLE W/. 3 CHAIRS
- LONG ARMED SPOTLIGHT (300MM) 23 WATT ENERGY SAVING LAMP (YELLOW LIGHT)
- 1000W x 500D x 1000H TABLE SHOWCASE COUNTER IN BLACK LAMINATION W/. 50W X 3 HALOGEN TRACK LIGHT ON 2.5mH
- 1000W X 500D X 2500H TALL SHOWCASE IN BLACK LAMINATION W/. 3 X 50W DOWNLIGHT W/. WHITE WOODEN SLIDING DOORS & CABINET UNDERNEATH



BOOTH SPECIFICATIONS		QTY.
	1000W x 500D x 1000H TABLE SHOWCASE COUNTER IN BLACK LAMINATION, W/. 50W X 3 HALOGEN TRACK LIGHT ON 2.5mH	1
	1000W x 500D x 2500H TALL SHOWCASE IN BLACK LAMINATION & WHITE SLIDING DOORS W/. 3 X 50W HALOGEN DOWNLIGHT, CABINET UNDERNEATH	1
	1000W x 500D x 2500H TALL SHOWCASE IN BLACK LAMINATION W/. 2 X 50W HALOGEN DOWNLIGHT, 1 LAYER OF GLASS SHELF & GLASS SLIDING DOOR	2
	LONG ARMED SPOTLIGHT (300MM) 23 WATT ENERGY SAVING LAMP (YELLOW LIGHT)	2
	GILBERT LAMP ( FOR FASCIA)	2
	500W SQUARE PIN POWER SOCKET	1
	700W x 700D x 750H MEETING TABLE	1
	BLACK LEATHER CHAIR	3
	CEILING BEAM	3M
	RUBBISH BIN & CARPET (9sqm.)	