

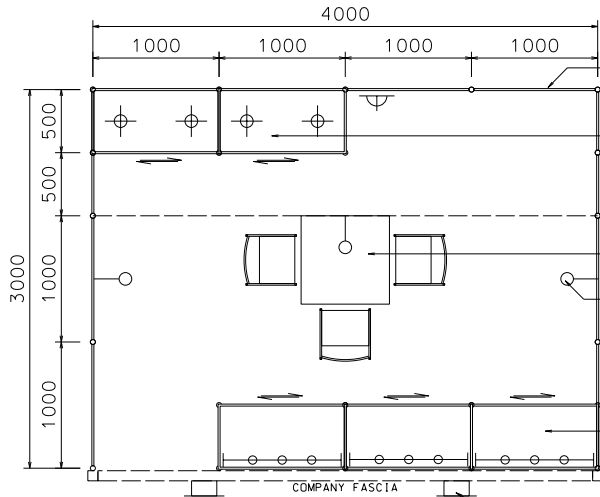
### IMPORTANT NOTICE

#### AMENDMENT OF BOOTH LIGHTING SPECIFICATIONS

ALL LIGHTS SPECIFIED AS 23 WATT ENERGY SAVING LAMPS (BOTH SPOTLIGHT/LONGARMED) ON THIS DRAWING WILL BE CHANGED TO 13 WATT LED LAMPS, WITH EFFECT ON THE 1<sup>ST</sup> OF JANUARY 2019.

### 4M x 3M Deluxe Non-Corner Booth (Option C)

四米乘三米攤位



PLAN

ALL PARTITIONS ARE IN 2.5mH

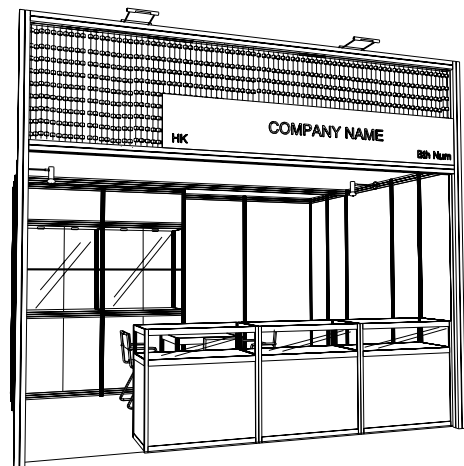
1000W x 500D x 2500H TALL SHOWCASE IN BLACK LAMINATION W/. 1 LAYER OF GLASS SHELF, GLASS SLIDING DOOR, 2 X 50W HALOGEN DOWNLIGHT AND LOCKABLE CABINET UNDERNEATH

700 X 700 X 750H MEETING TABLE W/. 3 CHAIRS

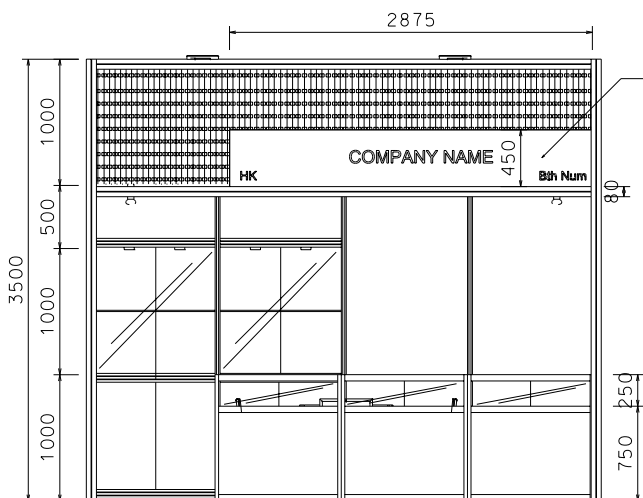
LONG ARMED SPOTLIGHT (300MM) 23 WATT ENERGY SAVING LAMP (YELLOW LIGHT)

1000W x 500D x 1000H TABLE SHOWCASE COUNTER IN BLACK LAMINATION W/. 50W X 3 HALOGEN TRACK LIGHT ON 2.5mH

GILBERT LAMP



PERSPECTIVE



ELEVATION

WOODEN FASCIA W/. STICKER FIN. GREY - OR 073 CO. NAME IN BLACK STICKER

BOOTH SPECIFICATIONS		QTY.
	1000W x 500D x 1000H TABLE SHOWCASE COUNTER IN BLACK LAMINATION, W/. 50W X 3 HALOGEN TRACK LIGHT ON 2.5mH	3
	1000W x 500D x 2500H TALL SHOWCASE IN BLACK LAMINATION W/. 2 X 50W HALOGEN DOWNLIGHT, 1 LAYER OF GLASS SHELF & GLASS SLIDING DOOR	2
	LONG ARMED SPOTLIGHT (300MM) 23 WATT ENERGY SAVING LAMP (YELLOW LIGHT)	3
	GILBERT LAMP (FOR FASCIA)	2
	500W SQUARE PIN POWER SOCKET	1
	700W x 700D x 750H MEETING TABLE	1
	BLACK LEATHER CHAIR	3
	CEILING BEAM	4M
	RUBBISH BIN & CARPET (12sqm.)	